



REGIONAL INSTITUTE OF MEDICAL SCIENCES  
IMPHAL, MANIPUR  
Receipt No. 121378  
Date 5.3.18

DEPARTMENT OF PATHOLOGY  
REGIONAL INSTITUTE OF MEDICAL SCIENCES,  
LAMPHEL PAT- IMPHAL, MANIPUR.

To

The Director  
Regional Institute of Medical Sciences  
Imphal.


Sub : Submission of teaching schedules and monthly investigation reports of  
Pathology Department.

Sir,

I am submitting herewith the teaching schedules and monthly investigation reports  
of the department sought by oversight committee of MCI as per Performa received from  
your office

With regards,

Date :  
02/03/2018

Yours faithfully,  
  
(Prof. Kaushik Debnath) 2/3/18  
Prof. & Head i/c  
Dept. of Pathology, RIMS

Dean  
C/AS

Pls update  
Chandramani

Robinsa  
5/3/18


Monthly Schedule of teaching undergraduates students for the Month of March, 2018

Semester	Date	Day	Time	Topic	Faculty
III V V pract BDS	1	Thur	1-2 pm 1-2 pm 2-4 pm 1-2 pm	General Hepatobiliary Adeno Ca, GCT Common specific tumor	Prof. K.D Dr. Reeta Dr. Lira Dr. Joute
IV	2	Fri	8-9 am	Haematology	Dr. Babina Sr.
V	3	Sat	Holiday		
	4	Sun	Holiday		
	5	Mon	RIMSAM		
	6	Tue			
	7	Wed			
	8	Thur			
	9	Fri			
	10	Sat			
	11	Sun			
III V IV pract BDS B.Sc	12	Mon	8-9 am 1-2 pm 2-4 pm 1-2 pm 2-3 pm	Immunopathology Haematology Leukemia Disease of bones Clinicopathology	Prof. M.D Dr. Babina Sr. Dr. Wangol Dr. Joute Dr. Sharmila
IV III BDS pract IV pract	13	Tue	1-2 pm 8-9 am 10-12 pm 2-4 pm	GIT Haematology Revision BT,CT	Dr. Sharmila Dr. Babina Sr. Group A+B Dr. Kamal Uddin
III IV V	14	Wed	3-4 pm 1-2 pm 2-3 pm	Immunopathology CVS GIT	Prof. M.D Prof. P.P Dr. Sharmila
III V V pract	15	Thur	1-2 pm 1-2 pm 2-4 pm	General Hepatobiliary PAP smear, Granuloma	Prof.K.D Dr. Reeta Dr. Deepak
IV	16	Fri	8-9 am	Haematology	Dr. Babina Sr.
III III pract	17	Sat	1-2 pm 2-4 pm	General Clinical examination- Urine	Prof. K.D Dr. Joute
	18	Sun	Holiday		
III IV IV pract BDS B.Sc	19	Mon	8-9 am 1-2 pm 2-4 pm 1-2 pm 2-3 pm	Immunopathology Haematology Blood grouping Disease of bones	Prof. M.D Dr. Babina Sr. Dr. Sucheta Dr. Joute Dr. Laxmikanta
III IV BDS pract IV pract	20	Tue	1-2 pm 8-9 am 10-12 2-4 pm	G.I.T Haematology Revision MP	Dr. Sharmila Dr. Babina Sr. Group A+B Dr. Joute
III IV V	21	Wed	2-4 pm 1-2 pm 2-3 pm	Immunopathology GIT	Prof. M.D Dr. Ratan
V V V pract	22	Thur	1-2 pm 1-2 pm 2-4 pm	General Hepatobiliary Revision	Prof. K.D Dr. Reeta Group A+B
IV	23	Fri	8-9 am	Haematology	Dr. Babina Sr.
III III pract	24	Sat	1-2 pm 2-4 pm	General M/E urine	Prof. K.D Dr. Lira
	25	Sun	Holiday		

Contd.... 2

Kanshika Debata

III V IV pract BDS B.Sc	26	Mon	8-9 am 1-2 pm 2-4 pm 1-2 pm 2-3 pm	Immunopathology Haematology Histo technique Clinicopathology	Prof. M.D Dr. Babina Dr. Deepak Dr. Joute Dr. Sharmila
III IV BDS pract IV pract	27	Tue	8-9 am 1-2 pm 2-4 pm	Haematology GIT Revision Leukemia	Dr. Babina Sr. Dr. Sharmila Group A+B Dr. Gayatri Jr.
III IV V	28	Wed	3-4 pm 1-2 pm 2-3 pm	Immunopathology CVS GIT	Prof. M.D Prof. P.P Dr. Ratan
III V V pract	29	Thur	1-2 pm 1-2 pm 2-4 pm	General Hepatobiliary Revision	Prof. K.D Dr. Reeta Group A+B
	30	Fri	Holiday		
III III pract	31	Sat	1-2 pm 2-4 pm	General Collection of blood anticoagulant	Prof. K.D Dr. Wangol

  
(Prof. Kaushik Debnath) 2/2/18  
Prof. & Head i/c  
Department of Pathology, RIMS




DEPARTMENT OF PATHOLOGY  
REGIONAL INSTITUTE OF MEDICAL SCIENCES  
IMPHAL.

Number of investigation done in Pathology Department

In the Month of February 2018

CLINICAL AND EMERGENCY LABORATORY	NUMBERS
1. Complete Haemogram	1643
2. Haemoglobin	771
3. Malarial parasite	54
4. BT, CT	412
5. Absolute Eosinophil count	40
6. Reticulocyte count	01
7. Urine RE	2075
8. 24 hr. Urinary protein	33
9. Urine for Bence Jone's protein	04
10. Urine chemical examination	
11. Semen analysis	
12. Others/Ketone B	02
<b>HAEMATOLOGY SECTION</b>	
1. Complete Haemogram	1424
2. Haemoglobin	67
3. Blood for malarial parasite	66
4. Coagulation profile (PT, APTT)	15
5. Absolute Eosinophil count	338 APTT-11
6. Reticulocyte count	32
7. Bone marrow examination	07
8. Ham's test	12
9. Others/Osmotic Fragility Test	-
<b>CYTOLOGY SECTION</b>	
1. FNAC	229
2. Body fluid R/E	16
3. Malignant cell for body fluid and sputum	13
4. Cervical PAP smear	37
5. Others	1
<b>HISTOPATHOLOGY SECTION</b>	
1. General (Surgery and others)	173
2. Gynae	66
3. Post Mortem	11
4. Autopsy	2
5. Others	

  
(Prof. Kaushik Debnath.) 2/2/18  
Prof. & Head i/c  
Department of Pathology, RIMS