

REGIONAL INSTITUTE OF MEDICAL SCIENCES
129989
7/8/18

**DEPARTMENT OF PATHOLOGY
REGIONAL INSTITUTE OF MEDICAL SCIENCES,
LAMPHELPAT- IMPHAL, MANIPUR.**

To

The Director
Regional Institute of Medical Sciences
Imphal.

Sub : Submission of teaching schedules and monthly investigation reports of
Pathology Department.


Sir,




I am submitting herewith the teaching schedules and monthly investigation reports of the department sought by oversight committee of MCI as per Performa received from your office

With regards,

Date :
06/08 /2018

Yours faithfully,


(Prof. Ph. Madhubala)
Prof. & Head
Dept. of Pathology, RIMS


Dean

Robinson

8/8/18

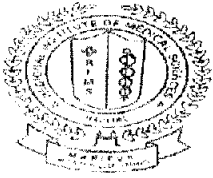
Monthly Schedule of teaching undergraduates students for the Month of August, 2018

Semester	Date	Day	Time	Topic	Faculty
IV V pract. A	1	Wed	1-2 pm 2-4 pm	General Pathology Haemangioma & Schwannoma	Prof. K.D Dr. Prasenjit
V V pract. B	2	Thurs	1-2 pm 2-4 pm	Femal genital tract Haemangioma & schwannoma	Dr. Rajesh Dr. Jaya
IV	3	Fri	2-3 pm 3-4 pm	GIT Respiratory system	Dr. Ratan Dr. Gayatri P
V	4	Sat	3-4 pm	Hepatobiliary system	Dr. Oken
	5	Sun	Holiday		
IV	6	Mon	1-2 pm	Haematology	Dr. Babina
V IV pract. BDS pract	7	Tue	1-2 pm 2-4 pm 10-12 am	CVS ESR, PCV, erythrocytic indices Papilloma + Fibroadenoma	Prof. P.P Dr. Nganthoi Dr. Sucheta
IV V pract.A	8	Wed	1-2 pm	General Pathology Leiomyoma + Fibroadenoma	Prof. K.D Dr. Tulsi Rani
V V pract.	9	Thurs	1-2 pm	Female genital tract Leiomyoma + Fibroadenoma	Dr. Rajesh Dr. Sultana
IV	10	Fri	2-3 pm 3-4 pm	GIT Respiratory system	Dr. Ratan Dr. Gayatri
	11	Sat	2 nd Saturday		
	12	Sun	Sunday		
	13	Mon	Holiday		
V IV pract. BDS pract	14	Tue	1-2 pm 2-4 pm 10-12 am	CVS BT,CT, PT BCC & SCC	Prof. P.P Dr. Bidya Dr. Jaya
	15	Wed	Holiday		
V V pract.B	16	Thurs	1-2 pm 2-4 pm	Female genital tract Colloid goitre + BPH	Dr. Rajesh L Dr. Kamal Uddin
IV	17	Fri	2-3 pm 3-4 pm	GIT Respiratory system	Dr. Ratan K Dr. Gayatri P
V	18	Sat	3-4 pm	Hepatobiliary system	Dr. Oken
	19	Sun	Holiday		
IV	20	Mon	1-2 pm	Haematology	Dr. S. Babina
V IV BDS	21	Tue	1-2 pm 2-4 pm 10-12 am	CVS Malarial parasites Pyogenic granuloma + Haemangioma	Prof. P.P Dr. Gayatri (Jr.) Dr. Jessica
	22	Wed	Holiday		
V V pract.B	23	Thurs	1-2 pm 2-4 pm	Female genital tract Papillary Ca. + Metastatic I.N	Dr. Rajesh Dr. jaya
IV	24	Fri	2-3 pm 3-4 pm	GIT Respiratory	Dr. Ratan Dr. Gayatri P
V	25	Sat	3-4 pm	Hepatobiliary system	Dr. Oken
	26	Sun	Holiday		
IV	27	Mon	1-2 pm	Haematology	Dr. S. Babina
V IV pract. BDS pract	28	Tue	1-2 pm 2-4 pm 10-12 am	CVS Leukemia Osteosarcoma + osteoclaster	Prof. P.P Dr. Deepak Dr. Sultana
IV V pract. A	29	Wed	1-2 pm 2-4 pm	Urinary system Colloid + BPH	Dr. Sushma Kh. Dr. Jessica
V V pract.B	30	Thurs	1-2 pm 2-4 pm	Female genital tract SCC + BCC	Dr. Rajesh L Dr. Lira
IV	31	Fri	2-3 pm 3-4 pm	GIT Respiratory system	Dr. Ratan K Dr. Gayatri

Madhubala
6/8/18
(Prof. Ph. Madhubala)

Prof. & Head

Department of Pathology, RIMS

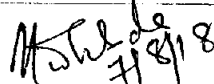


**DEPARTMENT OF PATHOLOGY
REGIONAL INSTITUTE OF MEDICAL SCIENCES
IMPHAL.**

Number of investigation done in Pathology Department

In the Month of July 2018

CLINICAL AND EMERGENCY LABORATORY	NUMBERS
1. Complete Haemogram	2216
2. Haemoglobin	1163
3. Malarial parasite	91
4. BT, CT	545
5. Absolute Eosinophil count	99
6. Reticulocyte count	03
7. Urine RE	2572
8. 24 hr. Urinary protein	26
9. Urine for Bence Jone's protein	01
10. Urine chemical examination	-
11. Semen analysis	-
12. Others/Ketone B	03
HAEMATOLOGY SECTION	
1. Complete Haemogram	1944
2. Haemoglobin	93
3. Blood for malarial parasite	179
4. Coagulation profile (PT, APTT)	518
5. Absolute Eosinophil count	258
6. Reticulocyte count	154
7. Bone marrow examination	16
8. Ham's test	-
9. Others/Osmotic Fragility Test	-
CYTOLOGY SECTION	
1. FNAC	276
2. Body fluid R/E + CSF	27
3. Malignant cell for body fluid and sputum	28
4. Cervical PAP smear	71
5. Others	01
HISTOPATHOLOGY SECTION	
1. General (Surgery and others)	241
2. Gynae	97
3. Post Mortem	06
4. Autopsy	01
5. Others	-


(Prof. Ph. Madhubala)

Prof. & Head
Department of Pathology, RIMS