

RECORDED	121594
Removal to	8/3/18
te	

DEPARTMENT OF DERMATOLOGY, VENEREOLOGY & LEPROLOGY
REGIONAL INSTITUTE OF MEDICAL SCIENCES, IMPHAL – 795004, MANIPUR
(An autonomous Institute under the Ministry of Health & Family Welfare, Govt of India)

Ph – (0385) 2414750, 2414559, 2414629 (Ext-106 & 261) Fax - 0385-2414625 Email: rimsderma@gmail.com

Ref. No. 3/Cor/Derma/2015

Imphal, the 8th Mar. 2018

To,


The Director
RIMS, Imphal


Subject: - Submission of Teaching and clinical materials of Dermatology
Dept. for the month of February . 2018.


Sir,

With reference to vide order no. B/1737/2016-RIMS, dated 21st Oct. 2016, I am hereby submitting the Teaching Schedule and Clinical material of Dermatology Department RIMS, Imphal in enclosed format for the month of February. 2018 for favour of your kind consideration and necessary action.

Yours faithfully


08/03/18
(Dr. Th. Nandakishore Singh)
Prof. & HOD Dermatology
RIMS, Imphal



Pls update
Chandramani

9/3/18


A. Monthly Schedule of Teaching (Theory Classes of Postgraduate) for the month of February. 2018

Month	Date	Time	Topic	Faculty
Feb.	08/02/18	2.00 pm	Azathioprine in Dermatology	Prof. Th. Nandakishore
Feb	14/02/18	-do-	* Pathophysiology of Pruritus * Management of Pruritus	Prof. Th. Nandakishore
Feb	27/12/17	-do-	Pemphigus vulgaris	Prof. Th. Nandakishore
Feb	03/02/18	-do-	Tuberous sclerosis	Prof. Th. Bijayanti Devi
Feb	22/02/18	-do-	Basics BMZ (Basement membrane zone)	Prof. Th. Bijayanti Devi

Bijayanti Devi
08/03/18

B. Monthly Schedule of Teaching (Theory Classes of Undergraduate) for the month of February. 2018

Semester	Month	Date	Time	Topic	Faculty
IX	Feb.	07/02/18	8-9 am	Vesiculobullous disorders.	Prof. Nandakishore
IX	Feb.	21/02/18	8-9 am	Eczema/Dermatitis	Prof. Bijayanti
IX	Feb.	14/02/18	8-9 am	Acne & Allied Disorders	Dr. Romita B
IX	Feb.	28/02/18	8-9 am	Hair & Nail Disorders	Dr. Romita B.


28/03/18

3. Clinical Material

Monthly census for Clinical Subjects (for the month of February, 2018)

Month	Name of the Faculty	Number of patients seen in the OPD by the faculty	Number of patients admitted in the ward under the faculty	Number of Discharges	Number of Deaths	Number of procedures/ Minor OT Procedures	Number of investigation
Feb.	Prof. Th. Nandakishore Singh	Male – 421	Male – 2	Male – 1	Nil	Male – 39	Male – 14
		Female – 483	Female – 14	Female – 12		Female – 32	Female – 5
		Total - 904	Total - 16	Total - 13		Total - 71	Total - 19
Feb.	Prof. Th. Bijayanti Devi	Male – 347	Male – Nil	Male – Nil	Nil	Male – 45	Male – 17
		Female – 313	Female – Nil	Female – Nil		Female – 37	Female – 7
		Total - 660	Total - Nil	Total - Nil		Total - 82	Total - 24
Feb.	Asst. Prof. Romita B	Male – 397	Male – 1	Male – 1	Nil	Male – 41	Male – 21
		Female – 365	Female – 0	Female – 0		Female – 52	Female – 8
		Total - 762	Total - 1	Total - 1		Total - 93	Total - 29

[Handwritten Signature]
08/03/18